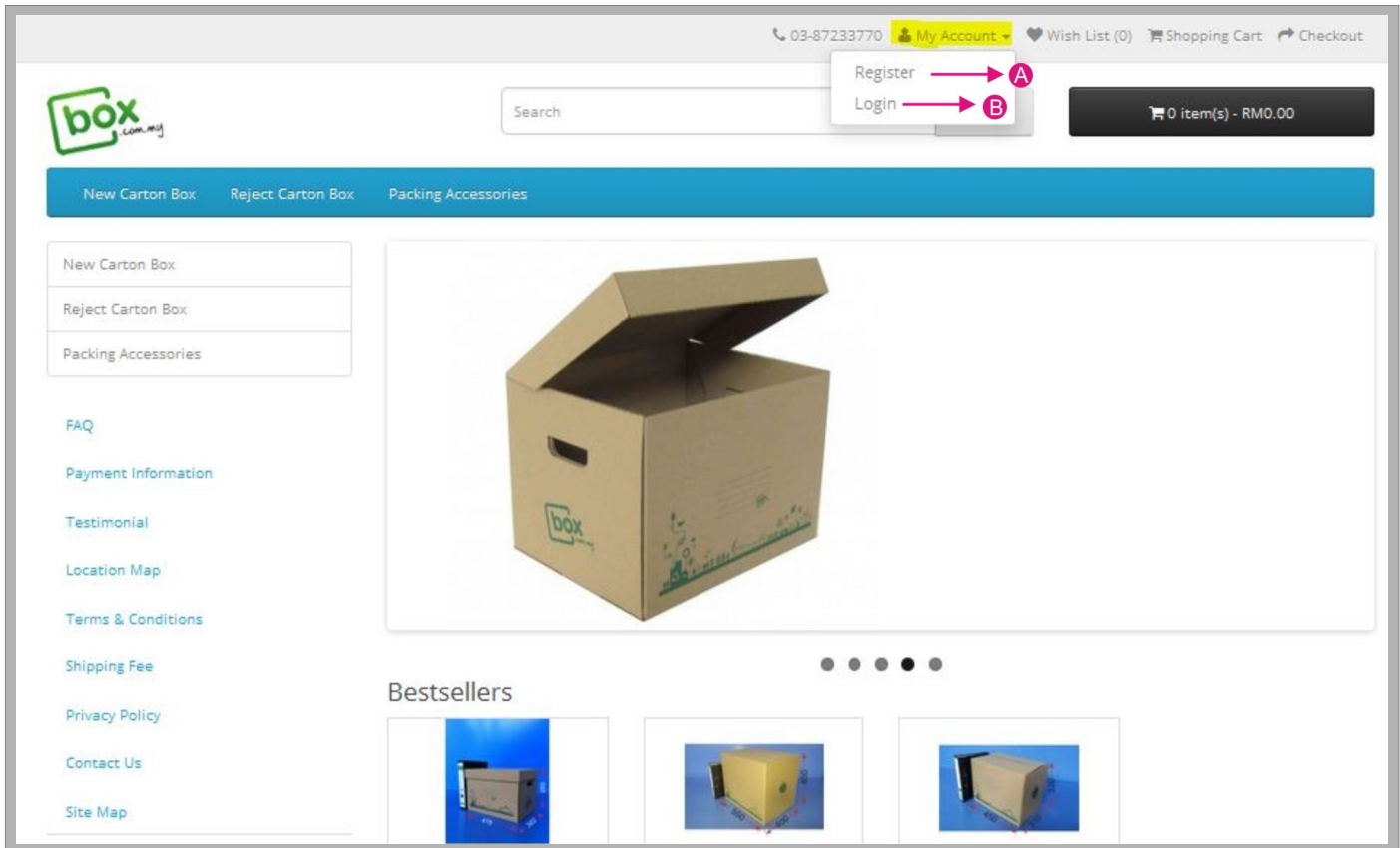


How to register new account?



Step 1



1. Log on to homepage : www.box.com.my
2. Click "A" for first timer to register as user.
(Note : You need to register first before proceed to purchase)
3. Click "B", if you are registered user.

Step 2

Register Account

If you already have an account with us, please login at the [login page](#).

Your Personal Details

* First Name

* Last Name

* E-Mail

* Telephone

Fax

1. Filled in your personal details.
2. Last name is your surname/ family name.
3. Field with Red asterisk is required field.

Step 3

Your Address

Company

* Address 1

Address 2

* City

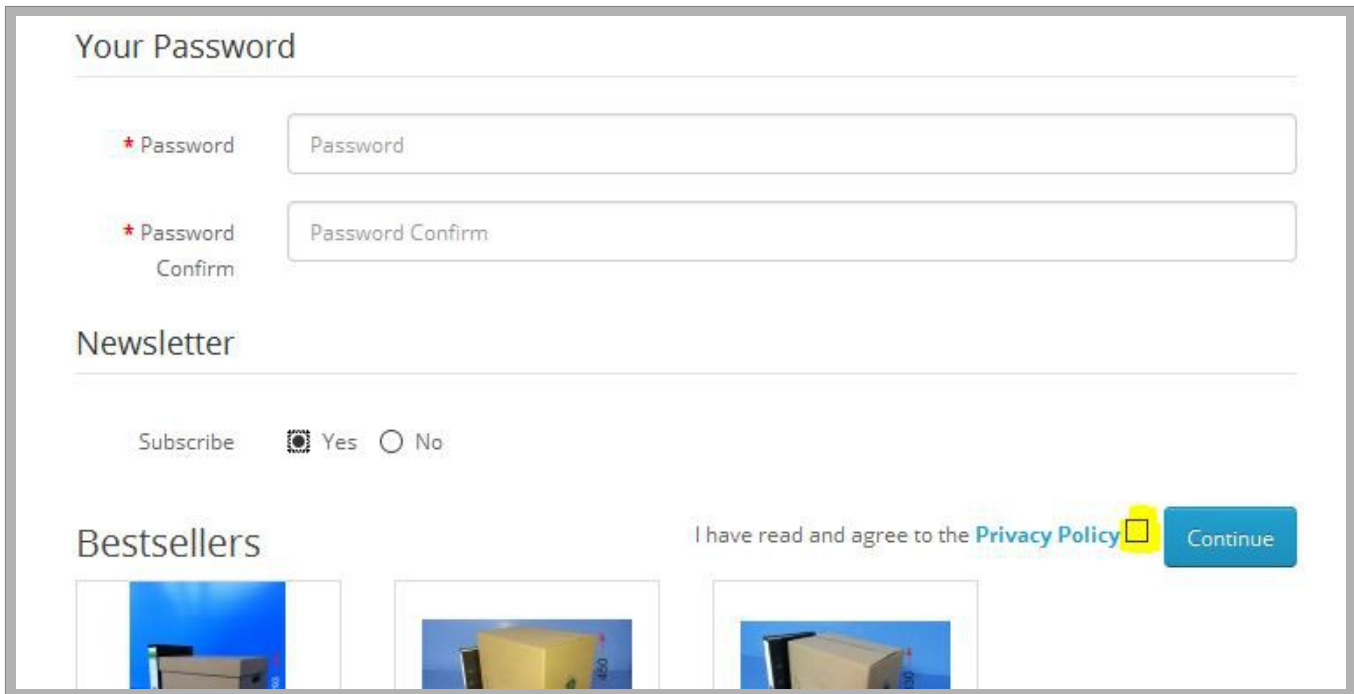
* Post Code

* Country ▼

* Region / State ▼

1. Filled in your billings company name and address.

Step 4

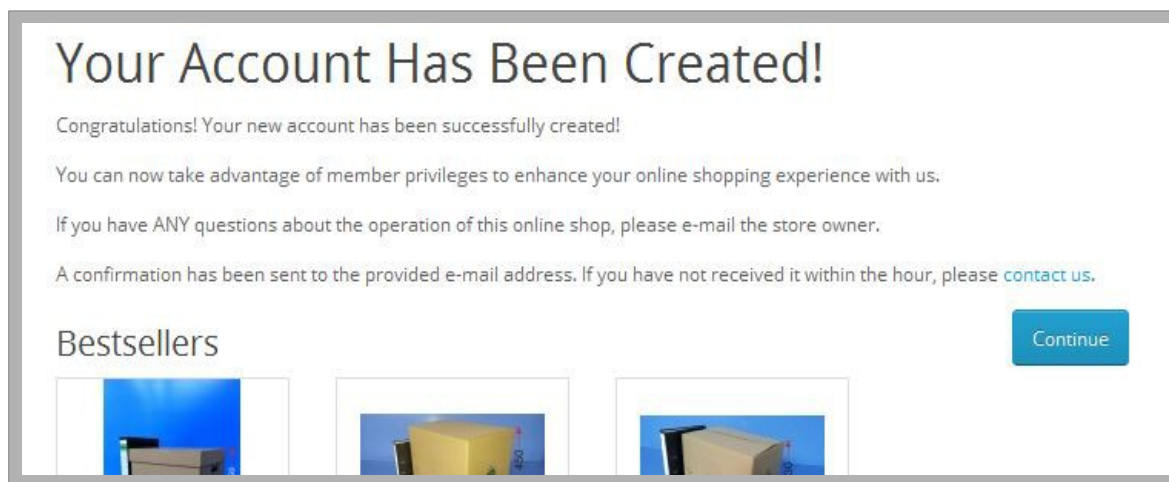


The screenshot shows a registration form with the following sections:

- Your Password:** Two input fields. The first is labeled "* Password" and contains the text "Password". The second is labeled "* Password Confirm" and contains the text "Password Confirm".
- Newsletter:** A section with the word "Subscribe" followed by two radio buttons. The "Yes" radio button is selected.
- Privacy Policy:** A statement "I have read and agree to the [Privacy Policy](#)" followed by a checked checkbox and a blue "Continue" button.
- Bestsellers:** A section with the word "Bestsellers" and three product images.

1. Create password. (Note : Password must be between 4 and 20 characters)
2. Please tick / check Privacy Policy before continue to next step.

Step 5



The screenshot shows a confirmation page with the following content:

- Header:** "Your Account Has Been Created!"
- Message:** "Congratulations! Your new account has been successfully created!"
- Text:** "You can now take advantage of member privileges to enhance your online shopping experience with us."
- Text:** "If you have ANY questions about the operation of this online shop, please e-mail the store owner."
- Text:** "A confirmation has been sent to the provided e-mail address. If you have not received it within the hour, please [contact us](#)."
- Bestsellers:** A section with the word "Bestsellers" and three product images.
- Continue Button:** A blue button labeled "Continue" is located in the top right corner of the main content area.

Congratulation!

Your new account has been successfully created.

Pls click "Continue" to proceed order now!